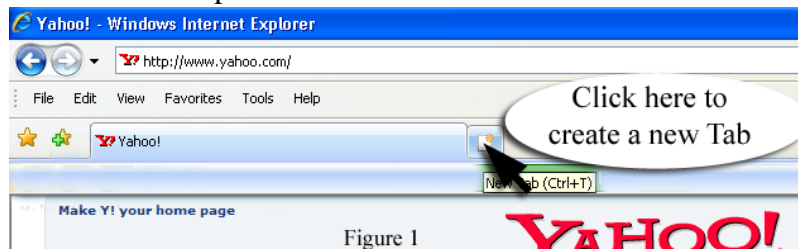


How to Use Tabs in Internet Explorer

Tabbed browsing is a new feature in Internet Explorer 7 that allows you to open multiple websites in a single browser window. You can open webpages or links on new tabs, and switch between them by clicking the desired tab.

There are several ways to open a new tab:

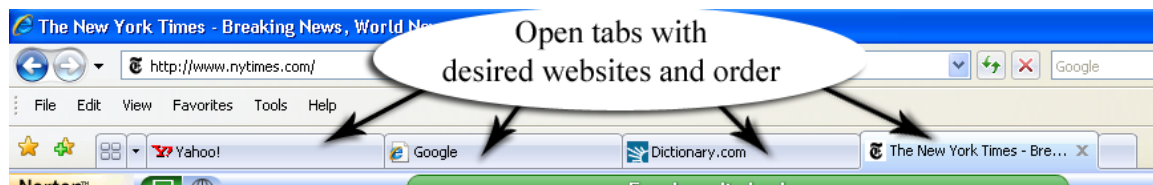
- 1) Open a new blank tab by clicking the **New Tab** button (see Figure 1) on the tab row, then type in the name of the website in the **Address Box**, and hit **Enter** key. Alternatively, after opening a **New Tab**, you can also click a website in your **Favorites** list and it will open in the new tab.



- 2) A shortcut method is simply type in the new website in the **Address Box** and hit the **Alt** key plus the **Enter** key
- 3) If you are in a website and want to open a link in a new tab, hold down the **Ctrl** key and then click the link, or right-click the link and then select **Open in New Tab**. This will open the new tab in the background. If you want the new tab to open in the foreground, hold down the **Ctrl** and **Shift** keys and click the link.

Tabs can also be used to enhance your browser Home Page by having more than one website open with Internet Explorer. This can be done as follows:

- 1) First decide which websites you would like to open with Internet Explorer. Then open each of these websites in a different tab using the methods above (see Figure 2).



- 2) Be sure that the website you want in the foreground when Internet Explorer opens is the left-most tab. (Note: you can adjust the order of the tabs by click-dragging any tab to the left or right)
- 3) After arranging all the website/tabs you want in your Home Page click **Tools** in the Menu Bar, then click **Internet Options** (see Figure 3).

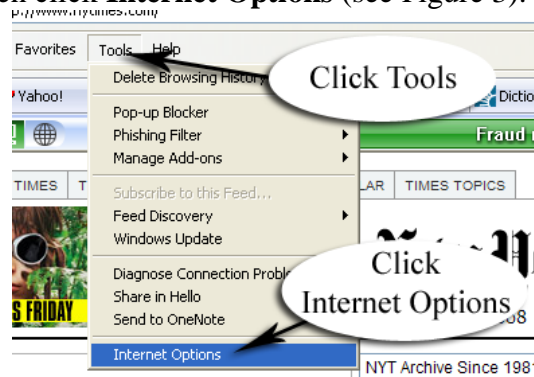


Figure 3

- 4) In the dialog box (see Figure 4) click the **General** tab, then click the **Use current** button in the Home Page area (this will list all the website/tab addresses in the Home Page window). Click the **Apply** button at the bottom of the dialog box (this will highlight the list of website/tabs). Finally, click **OK**. Now whenever you open Internet Explorer, each of these websites will open simultaneously on their own respective tab.

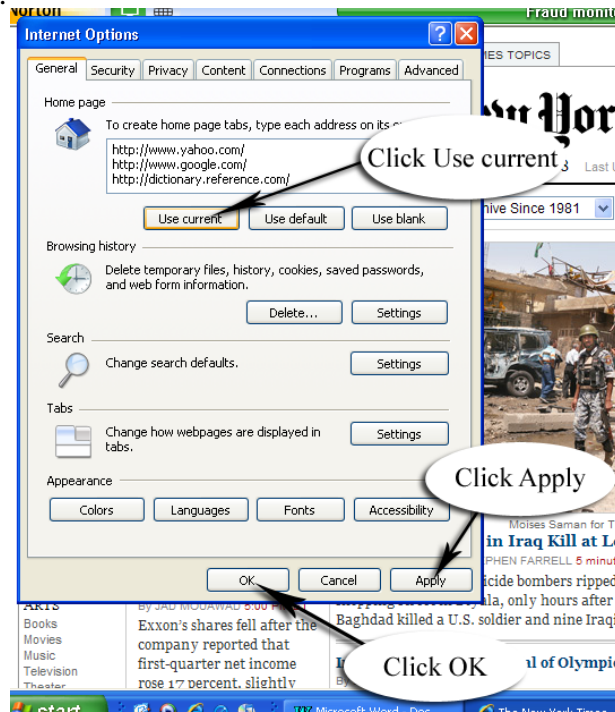


Figure 4